



THE EMPEROR

PRODUCT SHEET



DE BOER COVERS ALL



In the double decker line of products, De Boer is proud to present the Emperor. The Emperor is a uniquely shaped double deck structure that incorporates both aluminium and wooden elements. The use of wood in its structural elements lends warm and subtle highlights to the curved roof, balconies and awnings.

On the first level it can be encircled by a wooden frame terrace, and the facades may be fitted with rectangular glass panel elements. Additionally, the interior may be constructed in a mezzanine fashion, providing an extraordinary space with surrounding balconies, which is especially light and open when transparent roof covers are chosen.

The Emperor sets a new standard in the double decker class of temporary structures. As a one of a kind the innovative design provides a unique high class appearance. The design offers many options through its modular system. It can be built with an atrium, balconies and canopies. The refined design of the supports reappears throughout the structure, lending subtle elegance to stairs, awnings and balconies.

The Emperor provides the perfect setting for top class festivities, exhibitions, VIP receptions, shopping malls, airport lounges, product launches or any other high level function you may envisage. Please contact our sales team to further discuss the possibilities of your plans.

EMPEROR

photo impressions



De Boer Vinings, 6727 Oak Ridge Commerce Way SW, Austell, GA 30168, U.S.A, t: 770 333 1886, f: 770 333 9892, www.deboervinings.com,
info@deboervinings.com Exclusive North America provider of De Boer products and services.

DE BOER COVERS ALL

EMPEROR

photo impressions




De Boer Vinings, 6727 Oak Ridge Commerce Way SW, Austell, GA 30168, U.S.A, t: 770 333 1886 f: 770 333 9892, www.deboerwinings.com
info@deboerwinings.com. Exclusive North America provider of De Boer products and services.

DE BOER COVERS ALL

EMPEROR

photo impressions




De Boer Vinings, 6727 Oak Ridge Commerce Way SW, Austell, GA 30168, U.S.A, t: 770 333 1886, f: 770 333 9892, www.deboervinings.com,
info@deboervinings.com. Exclusive North America provider of De Boer products and services.

DE BOER COVERS ALL

EMPEROR

photo impressions



De Boer Vinings, 6727 Oak Ridge Commerce Way, Austell, GA 30168, U.S.A, t: 770 333 1886, f: 770 333 9892, www.deboervinings.com,
info@deboervinings.com. Exclusive North America provider of De Boer products and services.

DE BOER COVERS ALL

EMPEROR

15 metre gable width

The visually appealing laminated wooden beams and strikingly shaped supports, awnings and curved roof place this double deck structure in a class of its own. The Emperor can be fitted with glass panels, insulated panels or a combination thereof. The structure can be extended in modules of 5 metres.

Gable width	15 metres
Bay distance	5 metres

External side height

Side height double deck structure	9.500 metres
Side height bottom deck	4.930 metres

Internal height

Internal side height top deck	3.100 metres
Internal side height bottom deck	2.700 metres

Ridge height	12.700 metres
Incline of roof	Curved
Wind load	50 kg/m ²
Snow load	0 kg/m ²
Roof tensioning system	Roll up pipe
Roof overhang	810 mm
Column profile	250 x 250 mm

Static calculations	Yes
German TÜV	Yes

Design

Roof covers	White opaque, White
Gable sails	White opaque with ventilation system
Side panels	PVC insulated 1.100 x 2.500 mm Ral 1013, Fire-resistant B1

Floor

Floor	Anti skid cassette floor
Bearing capacity floor	500 kg/m ² lower deck 350 kg/m ² upper deck

Balcony / Terrace

Terrace size	5x5 metre units
Balcony size	5x5 metre units
Fencing balcony	Yes

Canopy

Size	5x5 metre units
Overhang (heart column)	5.100 metres
Internal side height with balcony	4.900 metres
Roof covers	White opaque

Anchoring

Anchoring types	Anchor pins 30 x 1.100 mm
-----------------	---------------------------

Panels

Sandwich panels	No
(Smoke) glass panels	1.100 x 2.500 metres

Doors

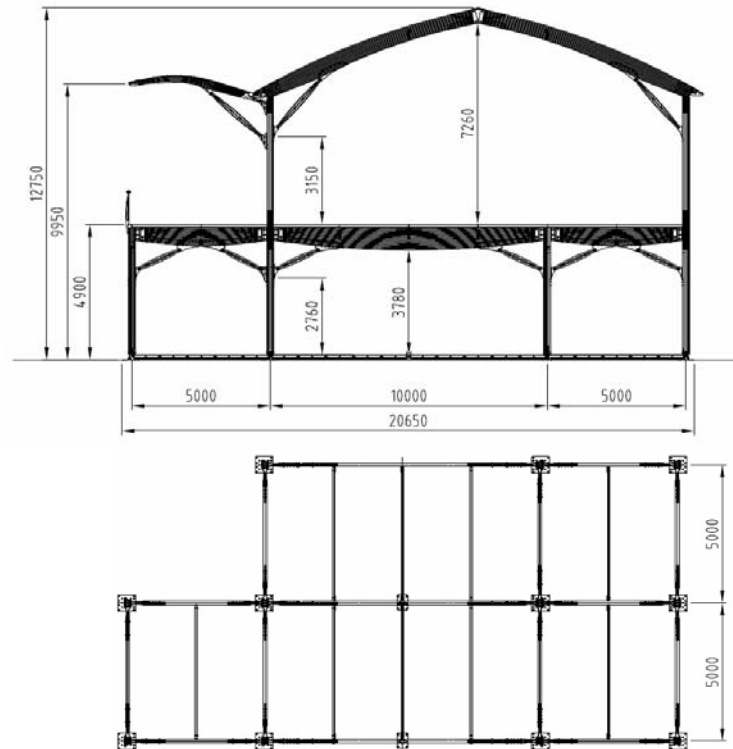
Pushbar doors	Yes
Locking doors	Yes
Portal beams	Yes
Door canopies	Yes
Ramps	Yes

Stairs

Internal and external	Yes
-----------------------	-----

Connections

Other DB structures	Yes, Walkway
Other buildings	Yes, Walkway



EMPEROR

20 metre gable width

The visually appealing laminated wooden beams and strikingly shaped supports, awnings and curved roof place this double deck structure in a class of its own. The Emperor can be fitted with glass panels, insulated panels or a combination thereof. The structure can be extended in modules of 5 metres.

Gable width 20 metres
Bay distance 5 metres

External side height

Side height double deck structure 9.500 metres
Side height bottom deck 4.930 metres

Internal height

Internal side height top deck 3.100 metres
Internal side height bottom deck 2.700 metres

Ridge height 13.600 metres
Incline of roof Curved
Wind load 50 kg/m²
Snow load 0 kg/m²
Roof tensioning system Roll up pipe
Roof overhang 810 mm
Column profile 250 x 250 mm

Static calculations Yes
German TÜV Yes

Design

Roof covers White opaque
Gable sails White opaque with ventilation system
Side panels PVC insulated 1.100 x 2.500 mm
Ral 1013, Fire-resistant B1

Floor

Floor Anti skid cassette floor
Bearing capacity floor 500 kg/m² lower deck
350 kg/m² upper deck

Balcony / Terrace

Terrace size 5x5 metre units
Balcony size 5x5 metre units
Fencing balcony Yes

Canopy

Size 5x5 metre units
Overhang (heart column) 5.100 metres
Internal side height with balcony 4.900 metres
Roof covers White opaque

Anchoring

Anchoring types Anchor pins 30 x 1.100 mm

Panels

Emperor Sandwich panels Yes
(Smoke) glass panels 1.100 x 2.500 metres

Doors

Pushbar doors Yes
Locking doors Yes
Portal beams Yes
Door canopies Yes
Ramps Yes

Stairs

Internal and external Yes

Connections

Other DB structures & buildings Yes, Walkway

